



1. Model trefla simpla:




Grosimi

h=2.5 –acces pietonal

h=4.5 –acces trafic mediu <7 tone

h=6.0 –acces trafic greu > 7 tone

2. Model trefla cu model:

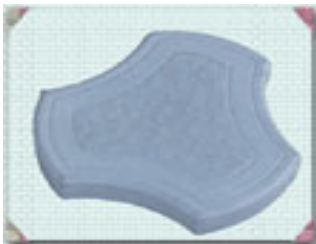


Grosimi

h=2.5 –acces pietonal

h=4.5 –acces trafic mediu <7 tone

3. Model mercedes:



Grosimi

h=4.5 –acces trafic mediu <7 tone

4. Model romb



Grosimi



h=4.5 –acces trafic mediu <7 tone

5. Model eko




h=6.0—acces trafic mediu

6. Model "I"




h=6.0 –acces trafic greu > 7 tone

7. Model val




h=6.0 –acces trafic greu > 7 tone

8. Model topor




h=6.0 –acces trafic greu > 7 tone

9. Jgheab scurgere



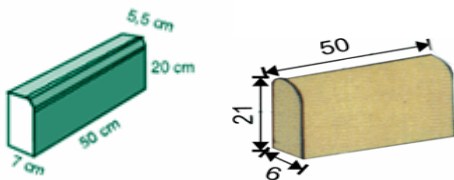
10.Coama stalp 45 x 45





11.Coama stalp 30 x 30



12.Bordura



13.Placaj



14.Coama gard

